

ROTONDA
BT24/CLN30

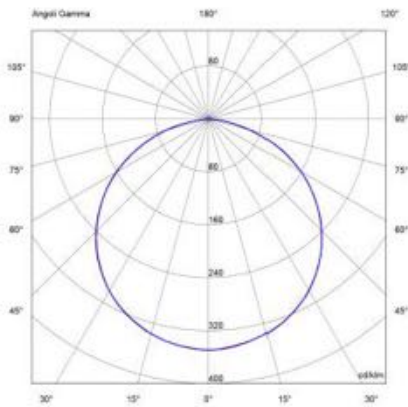
sistema di illuminazione
FOTOMETRIE
2016



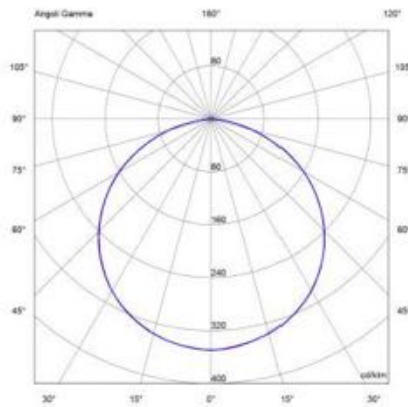
Rotonda

BT24/CLN30

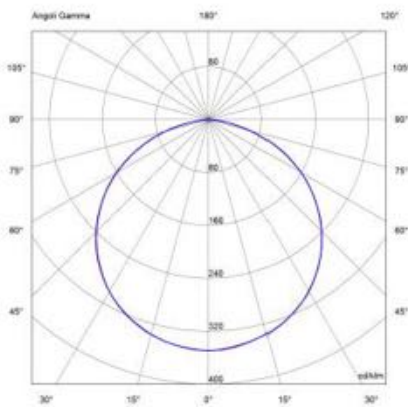
RTND-10-BT24-NW-T NW 380lm
T (120°) 95%



RTND-10-BT24-NW-O NW 380lm
O (120°) 92%



RTND-10-CLN230-NW-T NW 400lm
T (120°) 95%



RTND-10-CLN230-NW-O NW 400lm
O (120°) 92%

