
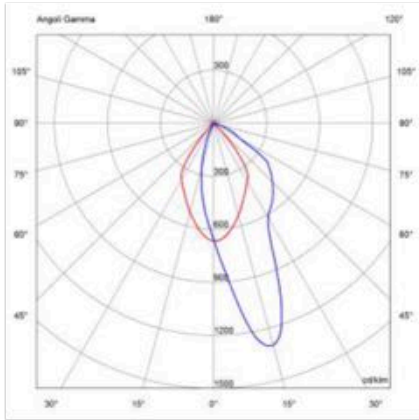


# IRIDE ENTERPRISE

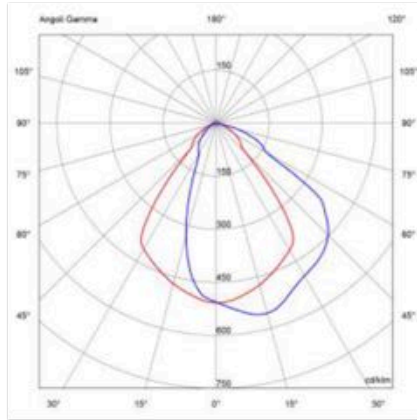
sistema di illuminazione  
**FOTOMETRIE**  
**2016**



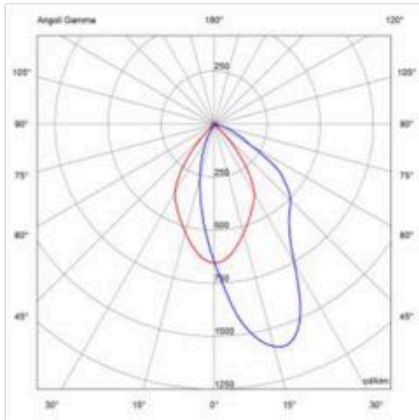
IRD-16-ASI-NW-ASM NW 2200lm  
Asimmetrica Medium 92%



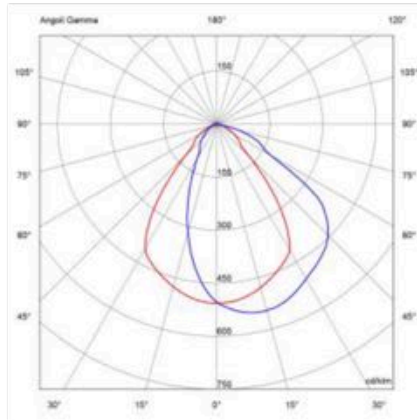
IRD-16-ASI-NW-ASF NW 2200lm  
Asimmetrica Flood 92%



IRD-21-ASI-NW-ASM NW 2940lm  
Asimmetrica Medium



IRD-21-ASI-NW-ASF NW 2940lm  
Asimmetrica Flood



IRD-25-CLN-NW-ASF NW 2950lm  
Asimmetrica Flood 91%

